

Series XC400

Displays for the photovoltaic

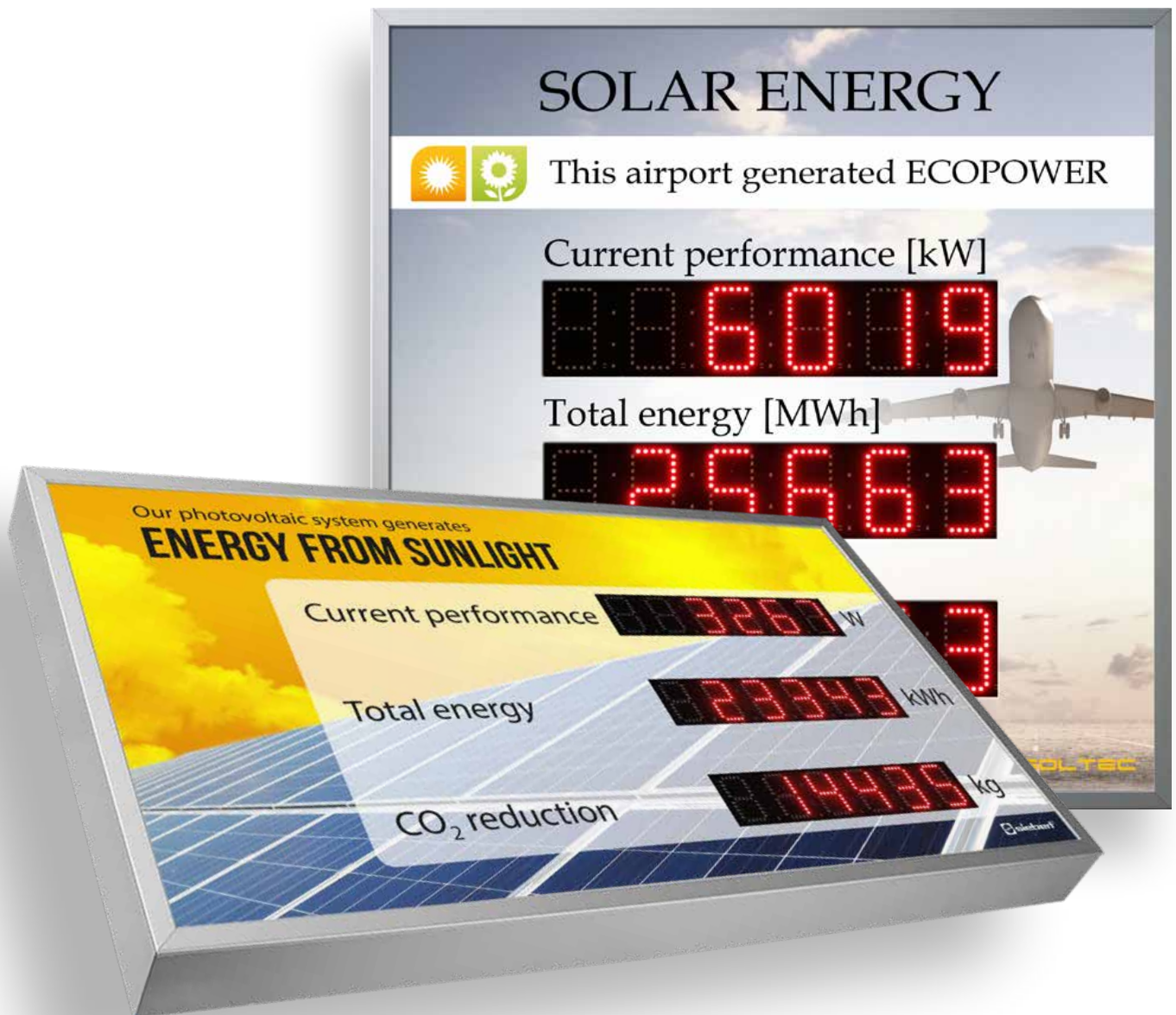


- High attention due to brilliant LED digits
- For each photovoltaic system
- Customizable

Solar energy made visible

Who invests in renewable energy with future-oriented technology wants to communicate it to the public. But how does the public take notice from the investor's commitment if the photovoltaic system is not visible on the building? Siebert displays for the photovoltaics make the system and its performance visible – in the foyer, in the entrance hall or public appeal outdoors.

For photovoltaic systems in public buildings, the visualization of performance data makes sense anyway: purpose and ecological benefit are made transparent and the visualization of the avoided CO₂ provides valuable educational work.



Wide range of types

Series XC410 (page 4) covers compact displays with a high demand on design. Their frameless glass front, combined with stainless steel accents and innovative design predestine them for use in architecturally demanding environments.

Series XC420, XC440, XC450 and XC480 (from page 6) are equipped with elegant aluminum profile housings and cover the range from compact displays up to large boards with representative character. With their exclusive design, they arouse the viewer's interest and effectively communicate your commitment to the environment.

Series XC440 and XC450 are offered as «Linea» in horizontal format or as «Quadro» in square format. The square format with its large surface is ideal for individual graphics with representative effect and distinctive advertising effect.

Series XC470 (page 14) is equipped with robust steel sheet housings. This series is suitable for public areas or harsh environment where external influences on the display are to be expected.

Siebert displays are suitable for any photovoltaic system.

Brilliant LED digits

The performance data is displayed with brilliantly luminous LED digits. With their high luminosity LED digits achieve a particularly high level of attention in contrast to other technologies and draw the eye to the display.

Depending on the series the LED digits have a height of 25, 55 or 100 mm. This allows reading distances up to 10, 20 or 40 meters. Another criterion is the strong signal effect that comes from large digits. Rather choose a larger digit height, especially in the outdoor area.

For indoor or outdoor use

In the outdoor area, the display is subject to climatic influences against which it must be protected. The displays are optionally available as outdoor versions (except series XC410). Versions for outdoor use are equipped with an automatic brightness control so that the luminosity of the LEDs is adapted to the ambient light.

Control

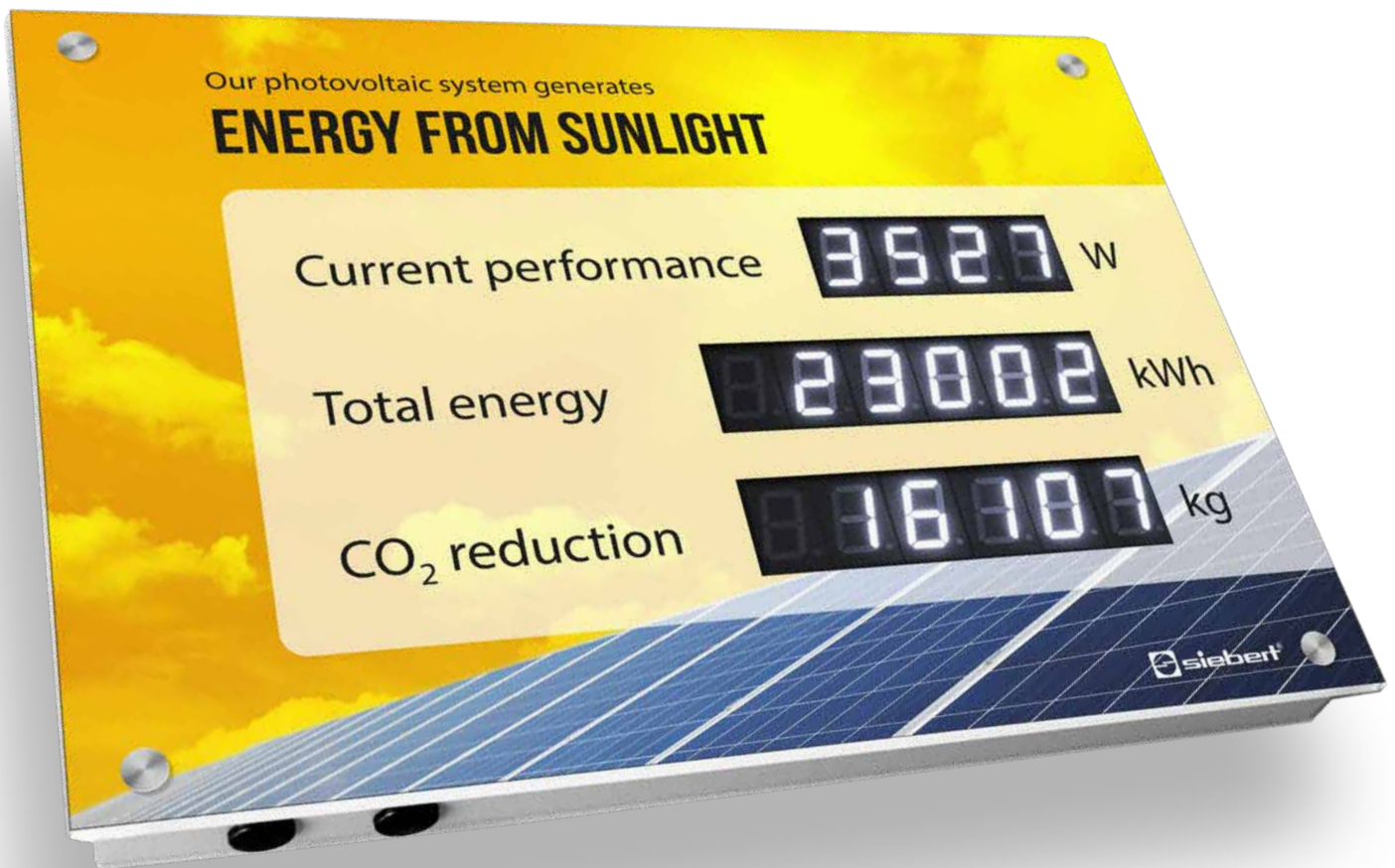
The control takes place via the pulse input S0 or the data interface RS485. Optionally, the displays have an Ethernet interface. The displays with Ethernet interface can be integrated into WLAN architectures, the necessary components are available as accessories.

Easy parameterization

The included PC software enables simple and fast parameterization of the displays. The connection with the PC is done via USB or Bluetooth (series XC410 and XC420 USB only), optionally via an Ethernet interface.



Series XC410



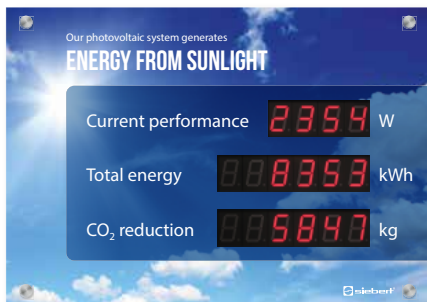
- Design classic in glass optics with stainless steel accents
- Compact dimensions 420 x 297 x 33 (41)¹ mm
- Character height 25 mm
- For indoor use

¹ Displays with Ethernet interface

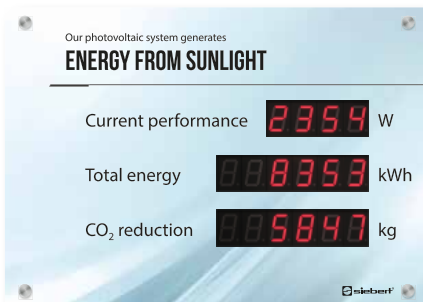
Graphic

Choose one of the following graphics.

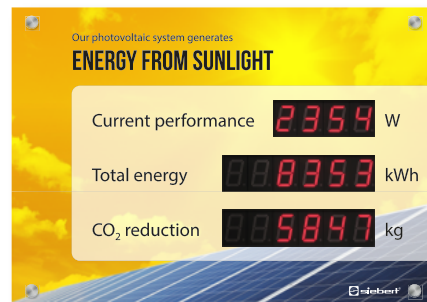
Would you like a custom graphic? For information see page 16.



Series XC410 with graphic ST1



Series XC410 with graphic ST2



Series XC410 with graphic ST3

Order key

XC410- S A - N - - - - -

LED color red (standard)								R
LED color white (option)								W
Control pulse input S0 or serial RS485 (standard)					0	3		
Control Ethernet (option)					0	5		
Graphic ST1				S	T	1		
Graphic ST2				S	T	2		
Graphic ST3				S	T	3		
Lettering German								D E
Lettering English								E N
Lettering Spanish								E S
Lettering French								F R
Lettering Italian								I T
Lettering Dutch								N L
Lettering	Current performance in W	Total energy in kWh	CO ₂ reduction in kg					1
Lettering	Current performance in kW	Total energy in MWh	CO ₂ reduction in t					2
Lettering	Current performance in W	Daily energy in kWh	Total energy in kWh					3
Lettering	Current performance in kW	Daily energy in kWh	Total energy in MWh					4
Lettering	Current performance in kW	Total energy in kWh	CO ₂ reduction in kg					5
Lettering	Current performance in kW	Daily energy in kWh	Total energy in kWh					6

Example of order

XC410-SAW-N-05-ST1EN1

Series XC410, LED color white, control Ethernet, graphic ST1, lettering English, lettering « Current performance in kW, Total energy in kWh, CO₂ reduction in kg»

Series XC420

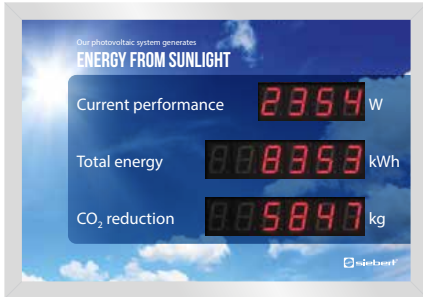


- Elegant aluminum housings
- Compact dimensions 400 x 280 x 62 mm
- Character height 25 mm
- For indoor use, optional for outdoor use

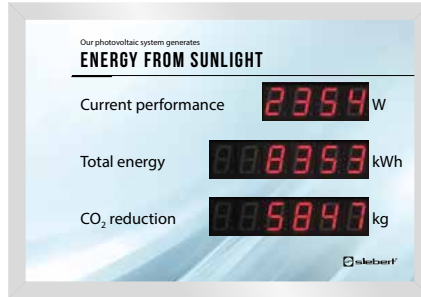
Graphic

Choose one of the following graphics.

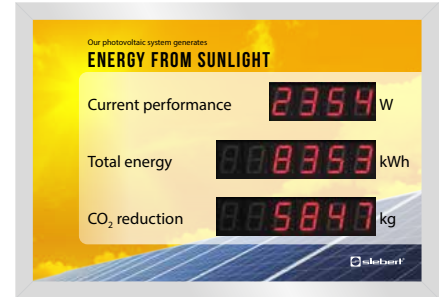
Would you like a custom graphic? For information see page 16.



Series XC420 with graphic ST1



Series XC420 with graphic ST2



Series XC420 with graphic ST3

Order key

XC420- S A - - - - -

LED color red (standard)		R						
LED color white (option)		W						
For indoor use (standard)		N						
For outdoor use (option)		A						
Control pulse input S0 or serial RS485 (standard)		0	3					
Control Ethernet (option)		0	5					
Graphic ST1		S	T	1				
Graphic ST2		S	T	2				
Graphic ST3		S	T	3				
Lettering German				D	E			
Lettering English				E	N			
Lettering Spanish				E	S			
Lettering French				F	R			
Lettering Italian				I	T			
Lettering Dutch				N	L			
Lettering	Current performance in W	Total energy in kWh	CO ₂ reduction in kg					1
Lettering	Current performance in kW	Total energy in MWh	CO ₂ reduction in t					2
Lettering	Current performance in W	Daily energy in kWh	Total energy in kWh					3
Lettering	Current performance in kW	Daily energy in kWh	Total energy in MWh					4
Lettering	Current performance in kW	Total energy in kWh	CO ₂ reduction in kg					5
Lettering	Current performance in kW	Daily energy in kWh	Total energy in kWh					6

Example of order

XC420-SAR-N-03-ST2EN2

Series XC420, LED color rot, for indoor use, control pulse input S0 or serial RS485, graphic ST2, lettering English, lettering « Current performance in kW, Total energy in MWh, CO₂ reduction in t »

Series XC440



- Elegant aluminum housings
- Representative dimensions in two formats:
Horizontal format 800 x 450 x 62 mm (series XC640 Linea)
Square format 800 x 800 x 62 mm (series XC640 Quadro)
- Character height 25 mm
- For indoor use, optional for outdoor use

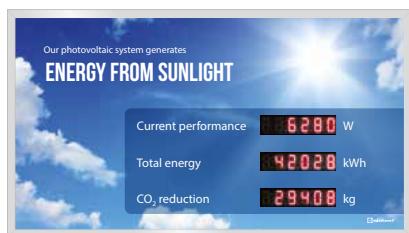
Graphic

Choose one of the following graphics. Would you like a custom graphic? For information see page 16.

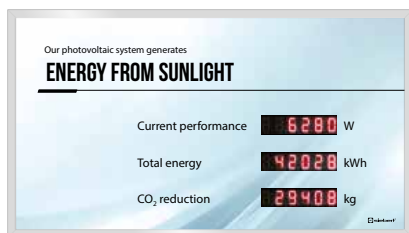
Example of order

XC440-LCW-A-05-LT1EN1

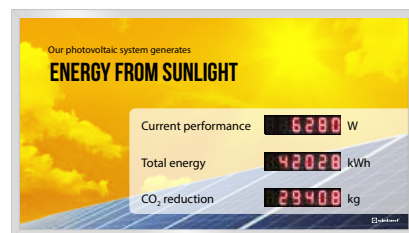
Series XC440 Linea, LED color white, for outdoor use, control Ethernet, graphic LT1, lettering English, lettering «Current performance in W, Total energy in kWh, CO2 reduction in kg»



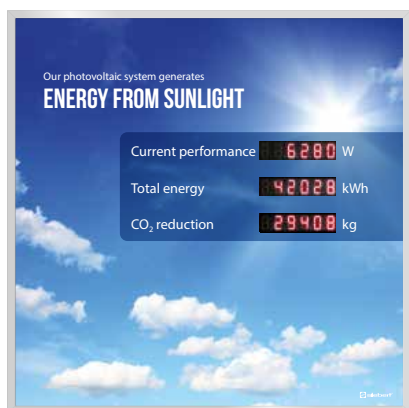
Series XC440 Linea with graphic LT1



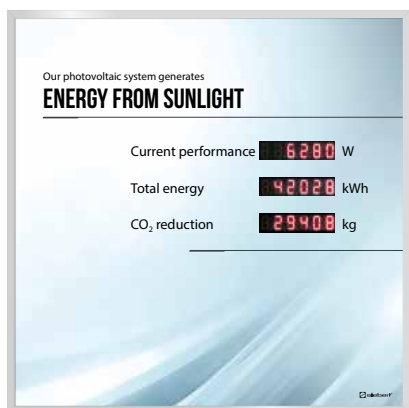
Series XC440 Linea with graphic LT2



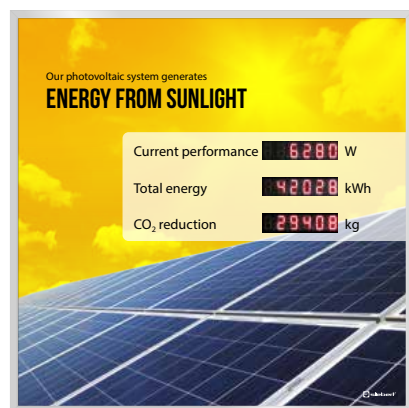
Series XC440 Linea with graphic LT3



Series XC440 Quadro with graphic QT1



Series XC440 Quadro with graphic QT2



Series XC440 Quadro with graphic QT3

Order key

Series XC440 Linea

XC440 - L C - - - - -

Series XC440 Quadro

XC440 - Q F - - - - -

LED color red (standard)	R												
LED color white (option)	W												
For indoor use (standard)	N												
For outdoor use (option)	A												
Control pulse input S0 or serial RS485 (standard)	0	4											
Control Ethernet (option)	0	5											
Graphic XC440 Linea LT1	L	T	1										
Graphic XC440 Linea LT2	L	T	2										
Graphic XC440 Linea LT3	L	T	3										
Graphic XC440 Quadro QT1	Q	T	1										
Graphic XC440 Quadro QT2	Q	T	2										
Graphic XC440 Quadro QT3	Q	T	3										
Lettering German											D	E	
Lettering English											E	N	
Lettering Spanish											E	S	
Lettering French											F	R	
Lettering Italian											I	T	
Lettering Dutch											N	L	

Lettering	Current performance in W	Total energy in kWh	CO ₂ reduction in kg	1
Lettering	Current performance in kW	Total energy in MWh	CO ₂ reduction in t	2
Lettering	Current performance in W	Daily energy in kWh	Total energy in kWh	3
Lettering	Current performance in kW	Daily energy in kWh	Total energy in MWh	4
Lettering	Current performance in kW	Total energy in kWh	CO ₂ reduction in kg	5
Lettering	Current performance in kW	Daily energy in kWh	Total energy in kWh	6

Series XC450



- Elegant aluminum housings
- Particularly representative dimensions in two formats:
Horizontal format 1000 x 560 x 62 mm (Series XC650 Linea)
Square format 1000 x 1000 x 62 mm (Series XC650 Quadro)
- Large character height 55 mm
- For indoor use, optional for outdoor use

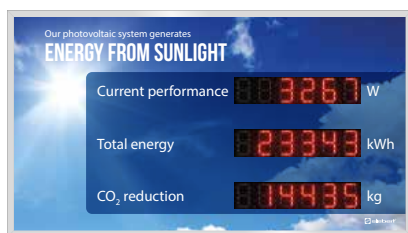
Graphik

Choose one of the following graphics. Would you like a custom graphic? For information see page 16.

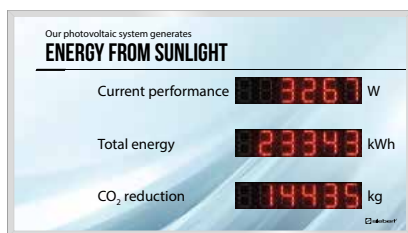
Example of order

XC450-LCW-N-05-LT1EN2

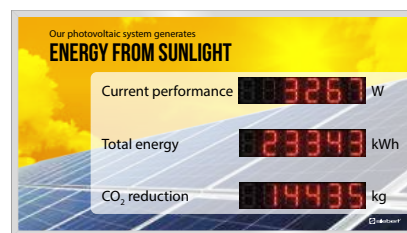
Series XC450 Linea, LED color white, for indoor use, control Ethernet, graphic LT1, lettering English, lettering « Current performance in kW, Total energy in MWh, CO2 reduction in t»



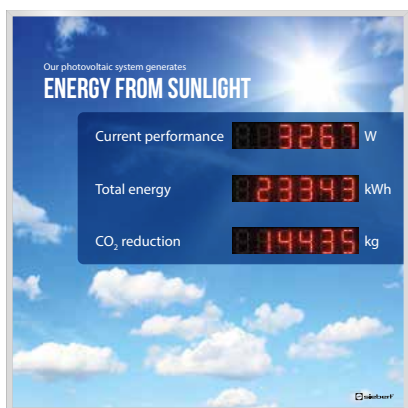
Series XC450 Linea with graphic LT1



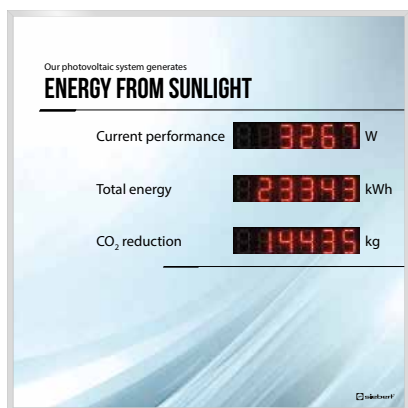
Series XC450 Linea with graphic LT2



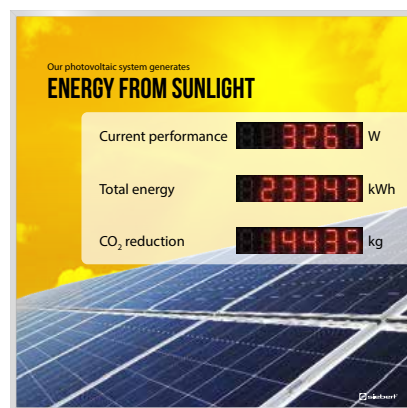
Series XC450 Linea with graphic LT3



Series XC450 Quadro with graphic QT1



Series XC450 Quadro with graphic QT2



Series XC450 Quadro with graphic QT3

Order key

Series XC450 Linea

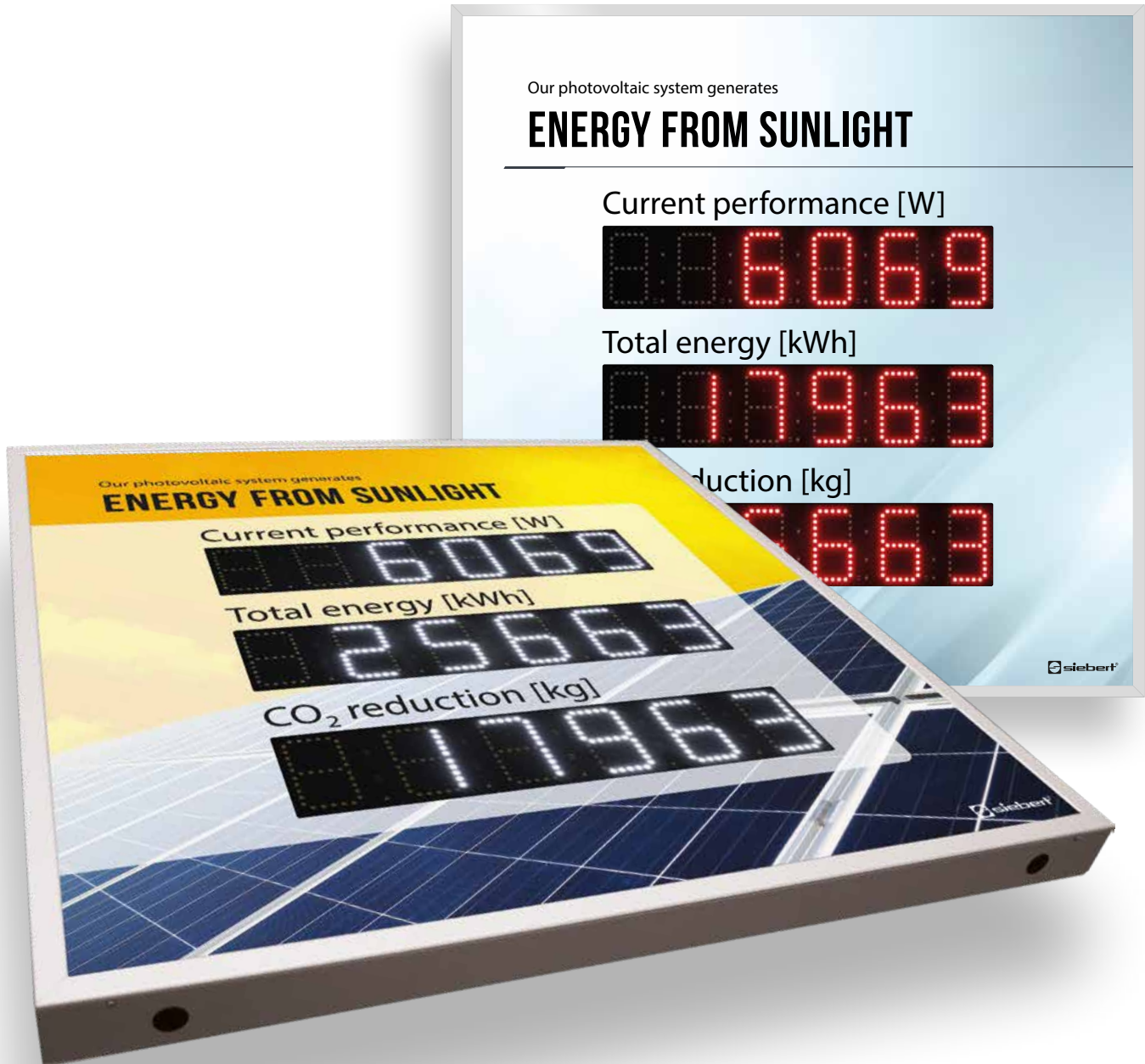
Series XC450 Quadro

XC450 - L C - - - - -
 XC450 - Q F - - - - -

LED color red (standard)	R												
LED color white (option)	W												
For indoor use (standard)	N												
For outdoor use (option)	A												
Control pulse input S0 or serial RS485 (standard)	0	4											
Control Ethernet (option)	0	5											
Graphic XC450 Linea LT1	L	T	1										
Graphic XC450 Linea LT2	L	T	2										
Graphic XC450 Linea LT3	L	T	3										
Graphic XC450 Quadro QT1	Q	T	1										
Graphic XC450 Quadro QT2	Q	T	2										
Graphic XC450 Quadro QT3	Q	T	3										
Lettering German											D	E	
Lettering English											E	N	
Lettering Spanish											E	S	
Lettering French											F	R	
Lettering Italian											I	T	
Lettering Dutch											N	L	

Lettering	Current performance in W	Total energy in kWh	CO ₂ reduction in kg	1
Lettering	Current performance in kW	Total energy in MWh	CO ₂ reduction in t	2
Lettering	Current performance in W	Daily energy in kWh	Total energy in kWh	3
Lettering	Current performance in kW	Daily energy in kWh	Total energy in MWh	4
Lettering	Current performance in kW	Total energy in kWh	CO ₂ reduction in kg	5
Lettering	Current performance in kW	Daily energy in kWh	Total energy in kWh	6

Series XC480

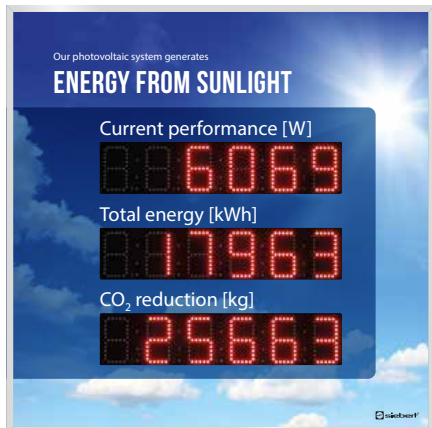


- Elegant aluminum housings
- Particularly representative dimensions 1000 x 1000 x 62 mm
- Extra large character height 100 mm
- For indoor use, optional for outdoor use

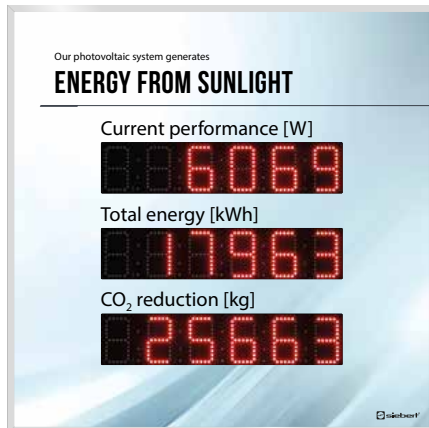
Graphic

Choose one of the following graphics.

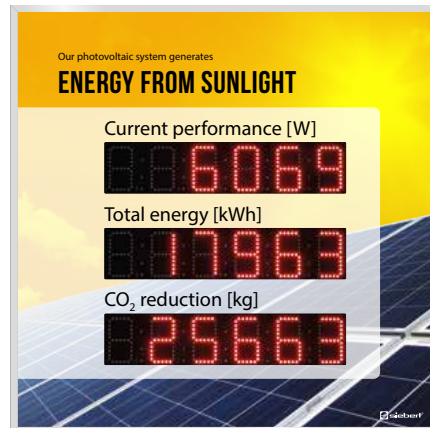
Would you like a custom graphic? For information see page 16.



Series XC480 with graphic S



Series XC480 with graphic T



Series XC480 with graphic U

Order key

XC480- S A - - - - -

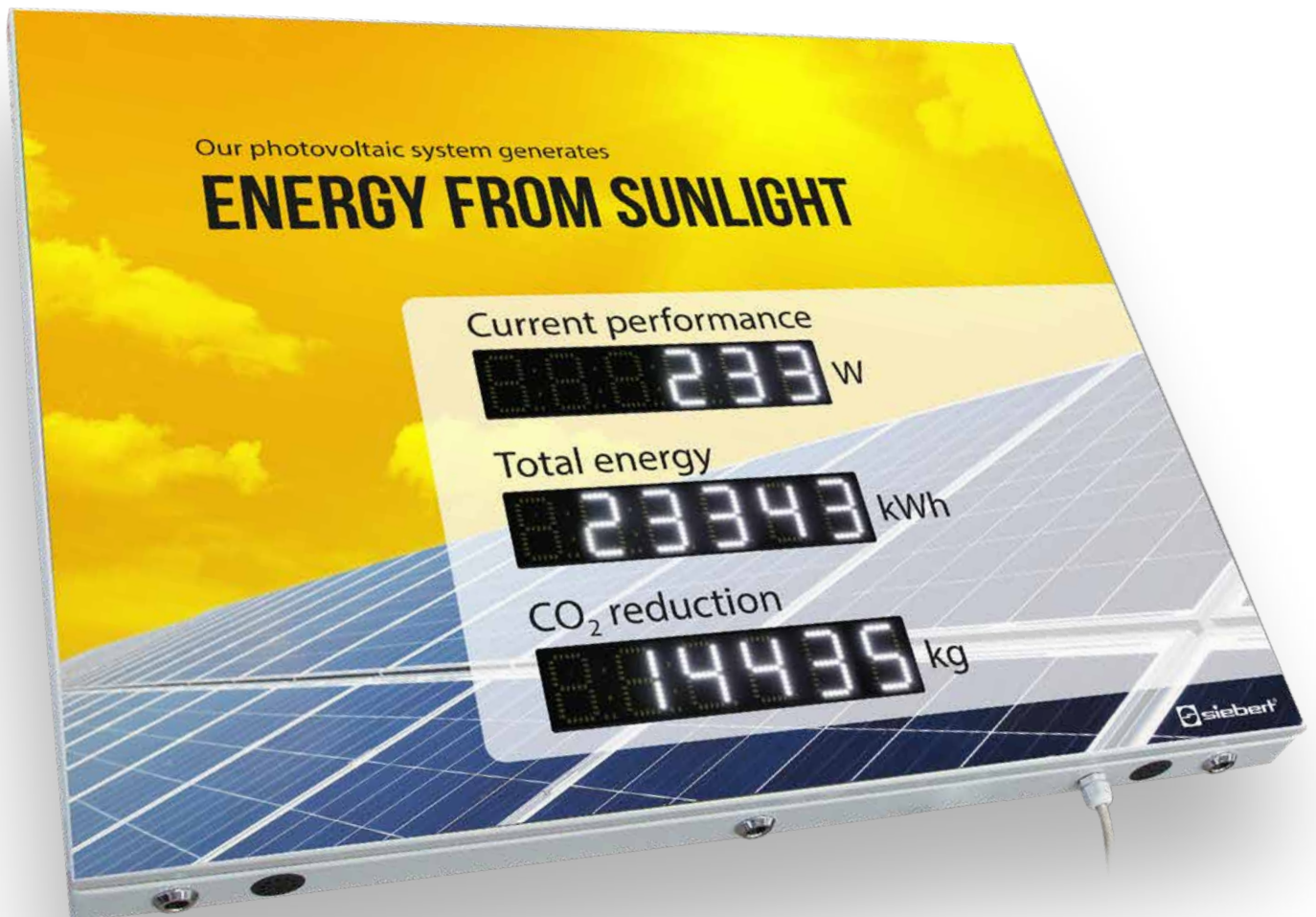
LED color red (standard)	R										
LED color white (option)	W										
For indoor use (standard)	N										
For outdoor use (option)	A										
Control pulse input S0 or serial RS485 (standard)			0	4							
Control Ethernet (option)			0	5							
Graphic ST1					S	T	1				
Graphic ST2					S	T	2				
Graphic ST3					S	T	3				
Lettering German										D	E
Lettering English										E	N
Lettering Spanish										E	S
Lettering French										F	R
Lettering Italian										I	T
Lettering Dutch										N	L
Lettering	Current performance in W	Total energy in kWh	CO ₂ reduction in kg								1
Lettering	Current performance in kW	Total energy in MWh	CO ₂ reduction in t								2
Lettering	Current performance in W	Daily energy in kWh	Total energy in kWh								3
Lettering	Current performance in kW	Daily energy in kWh	Total energy in MWh								4
Lettering	Current performance in kW	Total energy in kWh	CO ₂ reduction in kg								5
Lettering	Current performance in kW	Daily energy in kWh	Total energy in kWh								6

Example of order

XC480-SAR-N-05-ST1EN4

Series XC480, LED color red, for indoor use, control Ethernet, graphic ST1, lettering English, m lettering « Current performance in kW, Daily energy in kWh, Total energy in MWh»

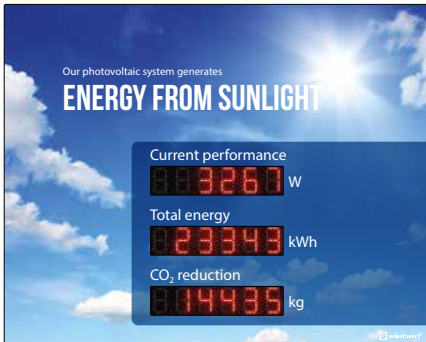
Series XC470



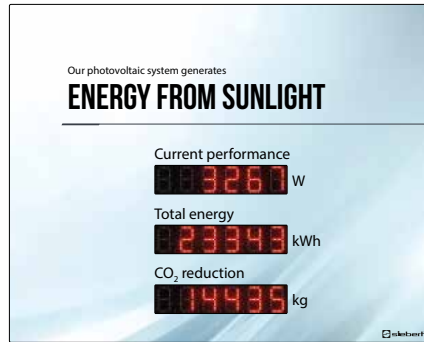
- Robust steel sheet housing
- Dimensions 1000 x 800 x 70 mm
- Large character height 55 mm
- For indoor use, optional for outdoor use

Graphic

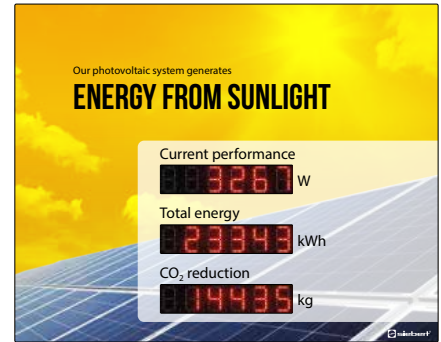
Choose one of the following graphics.
Would you like a custom graphic? For information see page 16.



Series XC470 with graphic ST1



Series XC470 with graphic ST2



Series XC470 with graphic ST3

Order key

XC470- S B - - - - -

LED color red (standard)	R									
LED color white (option)	W									
For indoor use (standard)	N									
For outdoor use (option)	A									
Control pulse input S0 or serial RS485 (standard)				0	4					
Control Ethernet (option)				0	5					
Graphic ST1						S	T	1		
Graphic ST2						S	T	2		
Graphic ST3						S	T	3		
Lettering German									D	E
Lettering English									E	N
Lettering Spanish									E	S
Lettering French									F	R
Lettering Italian									I	T
Lettering Dutch									N	L
Lettering	Current performance in W	Total energy in kWh	CO ₂ reduction in kg							1
Lettering	Current performance in kW	Total energy in MWh	CO ₂ reduction in t							2
Lettering	Current performance in W	Daily energy in kWh	Total energy in kWh							3
Lettering	Current performance in kW	Daily energy in kWh	Total energy in MWh							4
Lettering	Current performance in kW	Total energy in kWh	CO ₂ reduction in kg							5
Lettering	Current performance in kW	Daily energy in kWh	Total energy in kWh							6

Example of order

XC470-SBW-A-04-ST2EN2

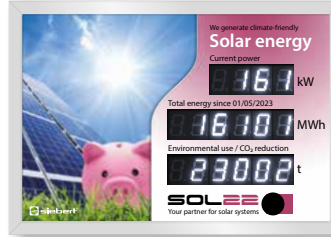
Series XC470, LED color white, for outdoor use, control pulse input S0 or serial RS485, graphic ST2, lettering English, lettering «Current performance in kW, Total energy in MWh, CO₂ reduction in t»

On demand with individual graphics

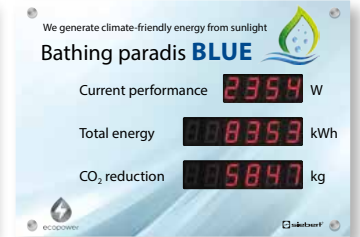
You can choose between the previously shown graphics S, T and U. If you prefer an individual graphic, for example with your logo, a photo or a special lettering, this is also possible. The following pictures show examples.

Tell us what you want for your graphics.
Our design studio will be pleased to make suggestions.

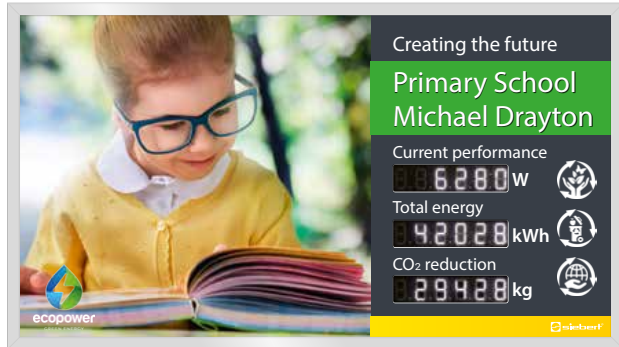
Series XC420



Series XC410



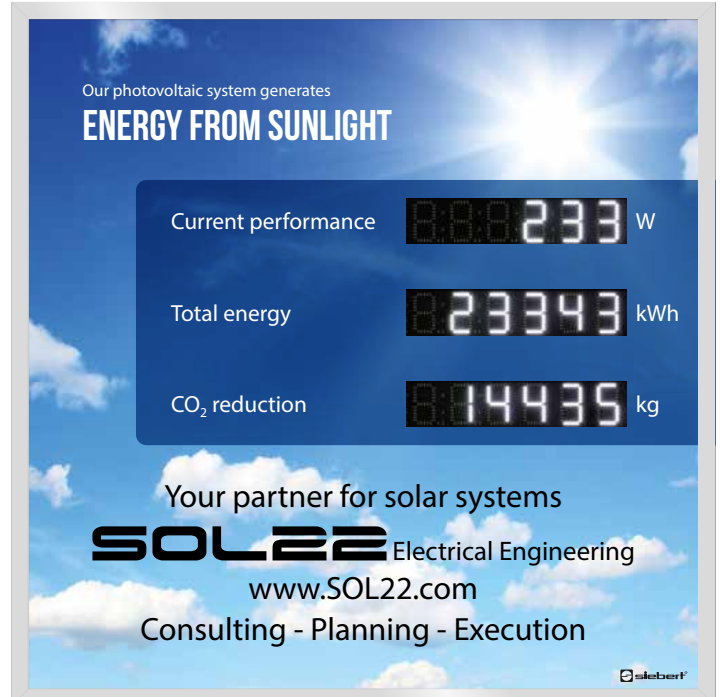
Series XC440



Series XC450



Series XC450



Series XC440



The series at a glance

Series XC410

Width x Height x Depth	420 x 297 x 33 mm, displays with Ethernet interface depth 41 mm
Height of the LED digits	25 mm
Display range	Upper line 4 digits, middle and lower line 6 digits
LED color	Red, optional white
Area of application	Indoor
Housing	Glass/stainless steel, rear side laminated, base body sheet steel
Protection type	IP40
Weight	approx. 4 kg
Power consumption	max. 25 W

	Series XC420	Series XC440	Series XC450	Series XC480
Width x Height x Depth	400 x 280 x 62 mm	800 x 450 x 62 mm (Linea) 800 x 800 x 62 mm (Quadro)	1000 x 560 x 62 mm (Linea) 1000 x 1000 x 62 mm (Quadro)	1000 x 1000 x 62 mm
Height of the LED digits	25 mm	25 mm	55 mm	100 mm
Display range	3 lines with 6 digits each (XC420: upper line 4 digits, middle and lower line 6 digits)			
LED color	Red, optional white (applies to all series in this table)			
Area of application	Indoor, optional outdoor (applies to all series in this table)			
Housing	Aluminum/acrylic glass backside laminated (applies to all series in this table)			
Protection type	Versions for indoor IP40, versions for outdoor IP54 (applies to all series in this table)			
Weight (approx.)	3 kg	7/11 kg (Linea/Quadro)	11/18 kg (Linea/Quadro)	18 kg
Power consumption	max. 25 W	max. 25 W	max. 50 W	max. 75 W

Series XC470

Width x Height x Depth	1000 x 800 x 70 mm
Height of the LED digits	55 mm
Display range	3 lines with 6 digits each
LED color	Red, optional white
Area of application	Indoor, optional outdoor
Housing	Sheet steel, laminated
Protection type	Versions for indoor IP44, versions for outdoor IP54
Weight	approx. 32 kg
Power consumption	max. 50 W

All series

Control	Pulse input S0 or RS485, optional Ethernet
Parameterising interface	USB or Bluetooth (series XC410 and XC420 USB only), optional Ethernet
Operating voltage	100...240 V AC, 50...60 Hz
Operating temperature	Versions for indoor 0...40 °C, versions for outdoor -20...50 °C
Storage temperature	-25...85 °C
Relative humidity	<90 %, non-condensing

XCboard® – the big solution

Do your ideas of a display for the photovoltaic go beyond standardized systems?
Would you like to design the display individually or adapt it to the local conditions?
Would you like to integrate the display into the corporate communication and corporate identity of your company?
Then XCboards® are the optimal solution – from compact systems up to large boards.
Talk to us! We will be pleased to make suggestions.



Centrale Solaire Thermique de CHÂTEAUBRIANT
Réinjection de 900 MWh solaire/an sur le réseau de chaleur

MATRISE D'OUVRAGE : Ville de CHÂTEAUBRIANT
MATRISE D'ŒUVRE : TCM Architectes
MISE EN ŒUVRE : Société Pasquet Equipements SPE

Ensoleillement: **191** W/m²
Production solaire instantanée: **9172** kW
Production solaire depuis mise en service: **14439** MWh
3267

De energietransitie voor de groene groei!

Operatie geïnitieerd door: CarSol-Utrecht SOL-CE

Ze rijden op een zonne-straat

Actuele opbrengst - elektrische energie: **17963** kW
Dagopbrengst - elektrische energie: **17963** kWh
Totale opbrengst sinds december 2018: **6019** MWh
Equivalent in aantal afgelegde kilometers in een elektrisch voertuig: **2566** kms

De straat wordt de energie van morgen

siebert®

LA TRANSITION ÉNERGÉTIQUE pour la CROISSANCE VERTE

Opération initiée par : L'ORNE

Vous roulez sur une route solaire

Puissance électrique instantanée: **17963** kW
Production journalière: **17963** kWh
Production cumulée depuis décembre 2018: **6019** MWh
Equivalent en nombre de kms parcourus en véhicule électrique: **2566** kms

Faisons de la route l'énergie de demain

siebert®



luchthaven

om de geparkeerde vliegtuigen...
afdoxide-emissies als gevolg...
den te elimineren.

1234 kW
2392 MWh
2341 t

SC2



siebert-group.com

GERMANY

Siebert Industrieelektronik GmbH
Siebertstrasse
D-66571 Eppelborn
Phone +49 6806 980-0
Fax +49 6806 980-999
info.de@siebert-group.com

AUSTRIA

Siebert Österreich GmbH
Simmeringer Hauptstrasse 24
A-1110 Wien
Tel. +43 1 740 401 53
info.at@siebert-group.com

FRANCE

Siebert France Sarl
4 rue de l'Abbé Louis Verdet
F-57200 Sarreguemines
Phone +33 3 87 98 63 68
Fax +33 3 87 98 63 94
info.fr@siebert-group.com

ITALY

Siebert Italia Srl
Via Galileo Galilei 2/A
I-39100 Bolzano (BZ)
Phone +39 0471 053 753
Fax +39 0471 053 754
info.it@siebert-group.com

THE NETHERLANDS

Siebert Nederland B.V.
Jadedreef 26
NL-7828 BH Emmen
Phone +31 591 633 444
Fax +31 591 633 125
info.nl@siebert-group.com

SWITZERLAND

Siebert AG
Bützbergstrasse 2
CH-4912 Aarwangen
Phone +41 62 922 18 70
Fax +41 62 922 33 37
info.ch@siebert-group.com

INTERNATIONAL

Argentina, Australia, Czech Republic, China, Colombia, Denmark, Estonia, Finland, Great Britain,
Hong Kong, Island, Israel, Korea, Malaysia, Mexico, Norway, Poland, Singapore, Spain, South Afrika, Turkey

Siebert®, XC-Board® and the Siebert Logo are registered trademarks of Siebert Industrieelektronik GmbH. All other product names mentioned herein may be trademarks or registered trademarks of their respective owners. All information and data included in this documentation is provided without guarantee and is subject to change at any time without prior notification. All illustrations shall be without obligation and cannot be considered binding. The products shown may contain optional equipment. Availability and technical specifications are subject to change without prior notice. All rights to this documentation are reserved. Our current terms and conditions of sale and delivery apply exclusively (see www.siebert-group.com).